



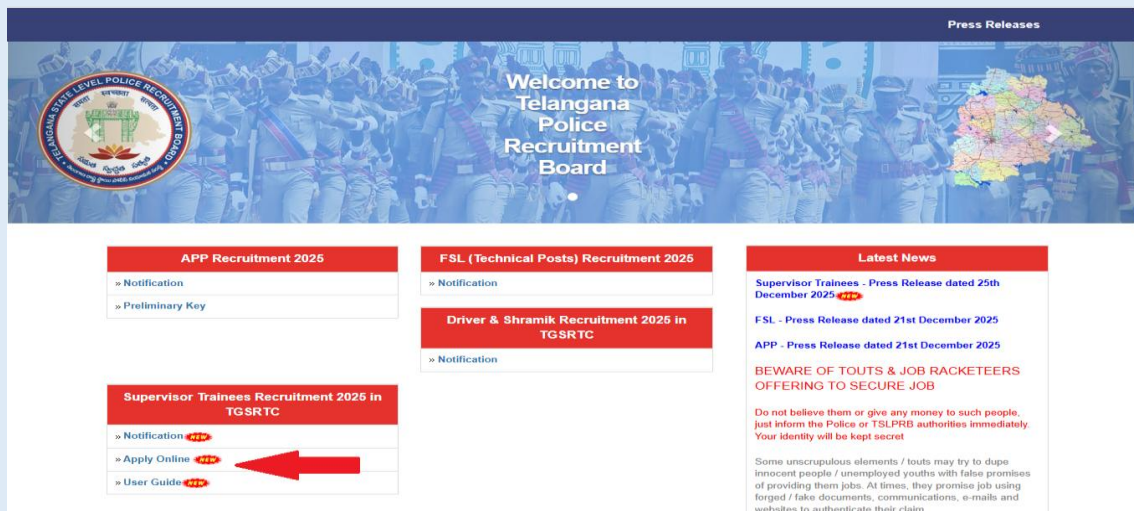
Telangana State Level Police Recruitment Board

USER GUIDE

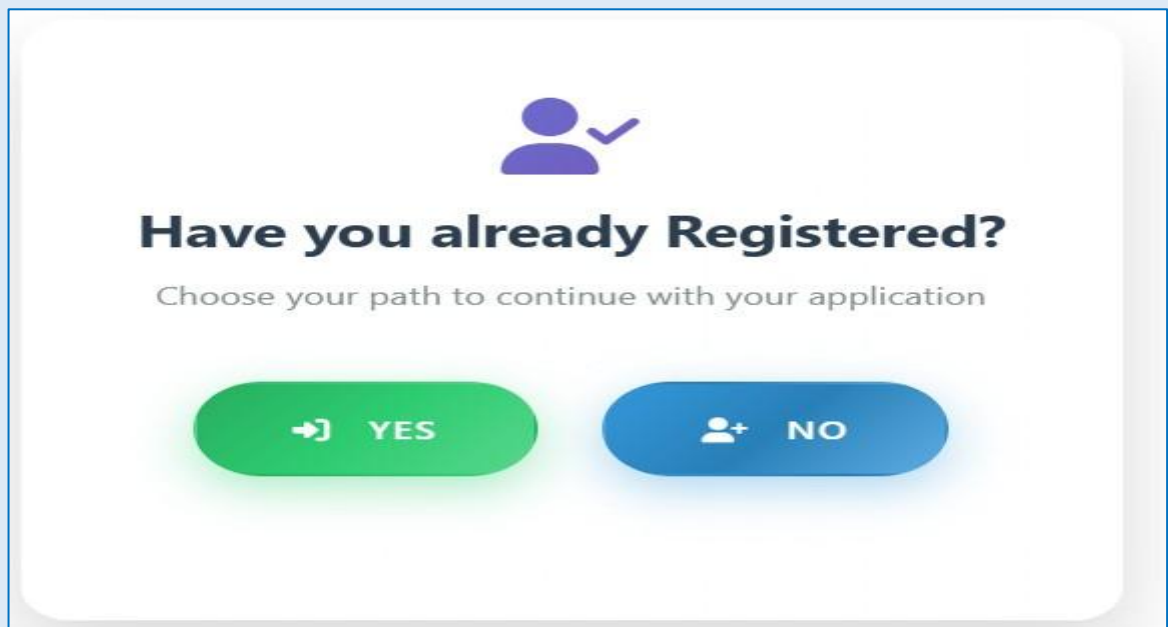
To Fill the Online Application Form

**for the Post of Traffic Supervisor Trainee (TST) & Mechanical
Supervisor Trainee (MST) in TGSRTC**

1. The Candidates are required to visit the website www.tgprb.in and Click on **Apply Online**



2. The following screen will appear



3. If not Registered, select **No**, it will be directed to the **Registration** page. Fill all the details and click on **Submit** button. If already registered Select **Yes**, it will be directed to Sign In page.

Registration

All fields marked * are mandatory.

Candidate's Name (as per SSC or Equivalent Certificate) *

Date of Birth (as per SSC or Equivalent Certificate) **

Must have attained the age of 18 years as on 01-07-2025

Are you a Local Candidate of Telangana State? *

--Select--

Community *

--Select--

Gender *

--Select--


Mobile Number **

***All communication will be with this mobile number only.*

E-mail ID *

Submit

4. The following screen will appear showing the details given in Registration Page. Please verify all your details. If any modifications required click on **Cancel & Edit Details** button to modify the details. If all the details are correct click on **Confirm & Get OTP** button. An OTP will be sent to the Registered Mobile Number and e-mail ID.

Preview 

Candidate's Name (as per SSC or Equivalent Certificate) *

Date of Birth (as per SSC or Equivalent Certificate) *

Local Candidate of Telangana State? *

Community *

Gender *

Mobile Number *

Email ID *

☐ I confirm the above details entered by me.

Cancel & Edit Details **Confirm & Get OTP**

5. The following screen will appear. Enter the **OTP received on Registered Mobile Number & E-Mail ID**, **Enter New Password**, **Re-Enter Password & Captcha** and click on **Submit** button.

Registration

All fields marked * are mandatory.

Candidate's Name (as per SSC or Equivalent Certificate) *

Date of Birth (as per SSC or Equivalent Certificate) **

Must have attained the age of 18 years as on 01-07-2025

Are you a Local Candidate of Telangana State? *

Community *

Gender *

Mobile Number **

**All communication will be with this mobile number only.

E-mail ID *

Enter OTP received on Mobile Number *

Enter OTP received on Email ID *

Enter New Password *

The Password should be minimum 8 and maximum 16 characters and it should contain atleast one upper case alphabet, one special character and one numerical. (Ex : Password@123)

Re-enter Password *

Enter Captcha *

V Y T W C

[Generate New Image](#)

Type the code from the image

Submit

6. After clicking on **Submit** button, the following Sign in screen will appear. Enter your Registered Mobile Number & Password and click on **Get OTP** button. An OTP will be sent to the Registered Mobile Number and e-mail ID. Enter the OTP and Click on **Verify & Sign In** button.

The screenshot shows a login interface with the title 'Login' and the instruction 'Please sign in to access your account'. It features two input fields: 'Mobile Number' with a mobile phone icon and 'Password' with a lock icon and a toggle eye icon. Below these is a 'Security Verification' section containing a CAPTCHA image with the text 'R T O P T', a 'Generate New Image' link, and a text input field with the placeholder 'Type the code from the image'. At the bottom, there are links for 'Forgot Password?' and 'New Registration', and a large teal button labeled 'Get OTP' with a speech bubble icon.

This screenshot shows the same login interface but at a later stage. The 'Get OTP' button has been replaced by a 'Resend OTP' link. The input fields for 'Mobile Number' and 'Enter 6-Digit OTP' (with a key icon) are visible. The 'Verify & Sign In' button at the bottom now includes a shield icon, indicating a successful login attempt.

7. The following screen will appear. Go through the Eligibility Rules & Requirements as per the Notification & Select the Declaration Check box and click on **I understand & Agree to Proceed** button.

Eligibility Rules & Requirements

Please read carefully before proceeding

Important Information

Before applying, ensure you meet all the eligibility criteria for your selected posts. Each post has specific requirements that must be fulfilled.

Post 47: Traffic Supervisor Trainee (TST)

Post Code 47: Traffic Supervisor Trainee (TST)

Must possess a Graduate Degree awarded by any university in India, established or incorporated by or under a Central Act, Provisional Act of State or of any Institution recognized by the University Grants Commission or any other equivalent qualification as on 1st July 2025

Post 48: Mechanical Supervisor Trainee (MST)

Post Code 48: Mechanical Supervisor Trainee (MST)

Must have passed Diploma in Automobile / Mechanical Engineering conducted by the Department of Technical Education, Government of Telangana or its equivalent qualification in the same discipline as on 1st July 2025. Candidates possessing higher qualification of BE / B Tech / AMIE in the discipline of Automobile / Mechanical Engineering are also eligible

REFUND POLICY

No Refunds:

Once payment is successfully processed, **NO REFUND WILL BE ISSUED** under any circumstances.

Verify Details:

Please double-check all information before making payment.

Secure Payment:


All transactions are encrypted and secure.

I hereby declare that I have carefully read and understood all the eligibility rules, post requirements, and the refund policy and I agree with them. I would like to proceed with the Online Application.

I Understand & Agree to Proceed

8. The following screen will appear. Select Eligible Post(s) and Click on **Select Posts to Continue** button. After selecting the eligible post(s), Click on **Proceed to Payment** button and then Click on **Proceed to Secure Payment** button.

Payment Details

 **Candidate Information**


Candidate's Name *


Registered Mobile Number *

Registered Email-ID *

Community *

Local Candidate of Telangana *

 **Select Posts to Apply**

 You can select multiple available posts. Posts marked as "PAID" are already processed and cannot be selected.

47

Traffic Supervisor Trainee (TST)

Post Code: 47

₹800

PENDING


48

Mechanical Supervisor Trainee (MST)

Post Code: 48

₹800

PENDING

 **Fee Summary**

Selected Posts:

None selected

Application Fee:

₹0

Total Amount:

₹0

Select Posts to Continue

Page 8 of 20

9. After clicking on **Proceed to Secure Payment Gateway** button, it will be directed to the following Payment Gateway page. Choose appropriate payment mode i.e. Credit Card / Debit Card / Internet Banking / Wallet / UPI etc. and pay the Fee by clicking on May Payment.

Payment Information




Credit Card

Debit Cards

Net Banking

Wallet

UPI

We Accept :   

Card Number

Expiry Date

Month

Year

CVV

576


I agree with the [Privacy Policy](#) by proceeding with this payment.

INR (Total Amount Payable)

Make Payment


[Cancel](#)

10. Once the Fee amount is successful, the following screen will appear. Click on **Continue to Fill Application** button.



Payment Successful!


Your application fee has been processed successfully



Transaction Confirmation


Payment processed successfully


COMPLETED



Payment Reference ID


113930803101






Payment Transaction ID

TSLPRB100104






Registered Mobile Number

999999999


Verified



Payment Status

SUCCESS

10/09/2025, 09:50:46 pm



What's Next?

Important instructions for your application

1

Save Payment Details

Keep your Reference ID and Transaction ID safe for future reference

2

Check SMS/Email

You will receive confirmation on your registered mobile and email


3

Continue Application

Proceed with the remaining steps of your application process

PRINT RECEIPT

CONTINUE TO FILL APPLICATION



Need help? Contact support with your Reference ID

11. The Basic Details screen will appear. Enter all the required details, upload Photo & Signature as a single file in jpg /jpeg format (30 KB to 100 KB) and upload the necessary relevant certificates in PDF (50 KB to 1 MB). Click on **Save Basic Details** to proceed for the next page.

Candidate Information

Candidate's Surname *

Candidate's Surname

Father's Name *

Father's Name

Mother's N

Mother's Name

Gender

Registered Mobile Number

Registered

Local Candidate of Telangana State

Community Details

Upload Community Certificate *

File to be PDF (less than 1 MB)

Community

Choose File

No file chosen

Sub Caste *

--Select Sub Caste--

Do you belong to section of Non Creamy Layer *

-- Select--

Date of Birth Information

Date of Birth (as per SSC or Equivalent Certificate)

Age as on 01-07-2025

Upload SSC or Equivalent Certificate *

File to be PDF (less than 1 MB)

Choose File

No file chosen

Aadhaar Number *

Aadhaar Number

Upload Aadhaar Card *

File to be PDF (less than 1 MB)

Choose File

No file chosen

SSC Roll No. or Equivalent Certificate Roll No. *

SSC Roll No. or Equivalent Certificate Roll No.

District Preference and Language Preference Details for the Written Examination

District Preference - 1 *

--Select--

District Preference - 2 *

--Select--

District Preference - 3 *

--Select--

Medium of the Written Examination *

--Select--

⚠Note: These preferences may be changed depending upon the number of Candidates applied for the Post of Traffic Supervisor Trainee. For the Paper of Mechanical Supervisor Trainee, Candidates will be allotted in any test centre in / around Hyderabad

Address

Name *

Name

S/o / D/o / W/o / C/o *

S/o / D/o / W/o / C/o

H.No / Colony *

H.No / Colony

Village / Town *

Village / Town

Pin Code *

Pin Code

State *

--Select State Name--

Identification Marks

Identification Mark - One *

Identification Mark - One

Identification Mark - Two *

Identification Mark - Two

Ex-Servicemen Details

Have you served in Indian Army / Indian Navy / Indian Air Force? *

-- Select--

Photo & Signature Upload

Photo & Signature Sample



Upload Your Photo & Signature *

Choose Your Photo & Signature as a Single File

Choose File No file chosen

Photo Requirements:

- Recent passport-size photograph
- Plain light-colored background
- File format: JPG / JPEG
- Min file size: 30KB
- Max file size: 100KB
- No hats, sunglasses or filters

Save Basic Details

12. After successful completion of Basic Details, you will be redirected to **User Home Page** as shown below.



13. Click on **Local Candidature Details** and fill all the required details and upload the necessary certificates / documents. After filling all the details, click on **Save Study / Residence Details** **PROCEED** Button.

Study / Residence Details from 1st to 7th Class*

Class	Copy Previous	Regular / Private Study	Year of Passing	School Name & Address	Residence Address	District	Mandal
1st Class	-- Select--	-- Select--	Enter School Name	Enter residence address	-- Select District --		
2nd Class	<input type="checkbox"/>	-- Select--	-- Select--	Enter School Name	Enter residence address	-- Select District --	
3rd Class	<input type="checkbox"/>	-- Select--	-- Select--	Enter School Name	Enter residence address	-- Select District --	
4th Class	<input type="checkbox"/>	-- Select--	-- Select--	Enter School Name	Enter residence address	-- Select District --	
5th Class	<input type="checkbox"/>	-- Select--	-- Select--	Enter School Name	Enter residence address	-- Select District --	
6th Class	<input type="checkbox"/>	-- Select--	-- Select--	Enter School Name	Enter residence address	-- Select District --	
7th Class	<input type="checkbox"/>	-- Select--	-- Select--	Enter School Name	Enter residence address	-- Select District --	

⚠Candidates who have not studied in any Government Educational Institutions / Government Recognized Educational Institutions during the whole or part of the relevant 4/7 years period preceding 7th Class, but claim to be local Candidates by virtue of residence shall submit Residence Certificate issued by the Competent Authority for the relevant period.

Details of Local Status

District to which you are local as per Study / Residence*

(from 1st to 7th class)

--Select District Name--

Local Zone

* Upload Bona fide / Study / Residence Certificates (File to be PDF (less than 1 MB)

Bona fide / Study / Residence Certificate One*

Bona fide / Study / Residence Certificate Two

Bona fide / Study / Residence Certificate Three

Bona fide / Study / Residence Certificate Four

Bona fide / Study / Residence Certificate Five

Bona fide / Study / Residence Certificate Six

Bona fide / Study / Residence Certificate Seven

Save Study / Residence Details

14. After successful completion of Local Candidature details, you will be redirected to the **User Home Page**. Click on **Educational Qualifications, Departmental Details, Preferences Details PROCEED Button**.

The image displays a user home page interface. At the top, there is a navigation bar with a "Home" button on the left and a "Log out" button on the right. Below the navigation bar, there are four status cards arranged in two rows. Each card has a title, a status indicator, a red exclamation mark icon, and an action button.

- Card 1 (Top Left):** Title "BASIC DETAILS", Status "IN PROGRESS", Action "UPDATE".
- Card 2 (Top Middle):** Title "LOCAL CANDIDATURE DETAILS", Status "IN PROGRESS", Action "UPDATE".
- Card 3 (Top Right):** Title "EDUCATIONAL QUALIFICATIONS, DEPARTMENTAL DETAILS, PREFERENCES DETAILS", Status "PENDING", Action "PROCEED".
- Card 4 (Bottom Left):** Title "CNF", Status "PENDING", Action "SUBMIT APPLICATION".

15. After filling all the details click on **Save All Details** Button.

Educational Qualification

Qualification for Traffic Supervisor Trainee

Qualification *

-- Select --

Mention Qualification *

Enter Graduation Qualification

University / Institution Name *

University / Institution Name

Date of Issue of Certificate *

DD/MM/YYYY

Upload Graduation Certificate *

Choose File

No file chosen

Qualification for Mechanical Supervisor Trainee

Qualification *

-- Select --

Mention Qualification *

Enter Qualification

University / Institution Name *

University / Institution Name

Date of Issue of Certificate *

DD/MM/YYYY

Upload Certificate *

Choose File

No file chosen

Departmental Candidates details in TGSRTC

Are you presently working in TGSRTC as a regular employee? *

Yes

Date of Appointment in TGSRTC (Regular Employee) *

DD/MM/YYYY

Date of Declaration of Probation in the present Post *

DD/MM/YYYY

Length of Service as on Date of Notification

Name of the present Post *

Name of the present Post

Are you still working as on Date of Notification *

-- Select --

Upload Certificate as Per Notification *

Choose File

No file chosen

Post Preferences

✕ Clear All

Available Posts:

Traffic Supervisor
Trainee (TST)

Mechanical Supervisor
Trainee (MST)

Your Post Preference Order:

Click on posts below to start
adding preferences.

Unit Preferences

✕ Clear All Unit Preferences

Available Units:

KALESHWARAM

BASARA

RAJANNA

BHADRADRI

YADADRI

CHARMINAR

JOGULAMBA

Your Unit Preference Order:

Click on zones below to start
adding preferences.

Save All Details

16. After successful completion of **Educational Qualifications, Departmental Details, Preferences Details**, you will be redirected to **User Home Page**. Click on **Submit Application**.

The image displays a user interface for a home page. At the top, there is a navigation bar with a 'Home' button on the left and a 'Log out' button on the right. The main content area features four application status cards. The first three cards are titled 'BASIC DETAILS', 'LOCAL CANDIDATURE DETAILS', and 'EDUCATIONAL QUALIFICATIONS, DEPARTMENTAL DETAILS, PREFERENCES DETAILS'. Each of these cards has a blue header, a white body with a red exclamation mark icon, and a blue footer with an 'UPDATE' button. The fourth card, titled 'CNF', has a red header, a white body with a red exclamation mark icon, and a red footer with a 'SUBMIT APPLICATION' button. Each card also has a small orange 'IN PROGRESS' or 'PENDING' status indicator in its top right corner.

17. You will be directed to the following page with the options **Edit Application**, **Preview Application** available. You can click on **Preview Application** to see all the details furnished by you in a PDF file. Verify all the details and if you have any corrections Click on **Edit Application** and make the necessary corrections.

0 of 6 declarations accepted

☐

I have read all the instructions issued in the present Notification carefully, I am aware of the rules and conditions being followed in the direct recruitment of Traffic Supervisor Trainee and Mechanical Supervisor Trainee in Telangana State Road Transport Corporation and I agree to abide by them with my absolute consent.

☐

I have not been debarred earlier from appearing in any Examination. I will not involve myself in any malpractice or illegal activities in the recruitment test.

☐

I fulfill all the conditions of eligibility criteria regarding age, educational qualifications and medical standards etc., for the relevant applicable Post as prescribed in para 11 of the Notification.

☐

I am aware of the selection procedure as delineated in para 12 of the Notification with written examination, selection and relative merit among Candidates with equal marks and I agree to abide by it with my absolute consent.

☐

I hereby sincerely affirm that all the aforementioned statements are true, complete and correct to the best of my knowledge and belief. I am responsible for the veracity of the details filled in the Application by me. In case I have furnished any false information or if I am involved in any malpractice or illegal activities, I am liable for punishment as per the existing rules / law. I understand that in the event of any information being found to be false, incorrect or incomplete or if I have suppressed any information or if I do not satisfy the eligibility criteria, my candidature for the selection is liable to be rejected or cancelled at any stage of the recruitment process and even after appointment, my services are liable to be terminated without any notice.

☐

I AGREE to abide by all of the above.

Enter OTP sent to registered Mobile Number*

Enter OTP sent to r

Resend OTP

Edit Application

Preview Application

Submit Application

18. Select all the **Declaration check boxes** and **I AGREE to abide by all of the above**. An OTP will be sent to the Registered Mobile Number and e-mail ID. Enter the OTP in **Verification Code** and Click on **Submit Application** for the Final submission. Once the Final Submission is done, no further modifications will be allowed.

The screenshot shows a web interface for application submission. At the top, it says "6 of 6 declarations accepted". Below this are five declaration checkboxes, all of which are checked. The declarations are:

- ☒ I have read all the instructions issued in the present Notification carefully, I am aware of the rules and conditions being followed in the direct recruitment of Traffic Supervisor Trainee and Mechanical Supervisor Trainee in Telangana State Road Transport Corporation and I agree to abide by them with my absolute consent.
- ☒ I have not been debarred earlier from appearing in any Examination. I will not involve myself in any malpractice or illegal activities in the recruitment test.
- ☒ I fulfill all the conditions of eligibility criteria regarding age, educational qualifications and medical standards etc., for the relevant applicable Post as prescribed in para 11 of the Notification.
- ☒ I am aware of the selection procedure as delineated in para 12 of the Notification with written examination, selection and relative merit among Candidates with equal marks and I agree to abide by it with my absolute consent.
- ☒ I hereby sincerely affirm that all the aforementioned statements are true, complete and correct to the best of my knowledge and belief. I am responsible for the veracity of the details filled in the Application by me. In case I have furnished any false information or if I am involved in any malpractice or illegal activities, I am liable for punishment as per the existing rules / law. I understand that in the event of any information being found to be false, incorrect or incomplete or if I have suppressed any information or if I do not satisfy the eligibility criteria, my candidature for the selection is liable to be rejected or cancelled at any stage of the recruitment process and even after appointment, my services are liable to be terminated without any notice.

Below the declarations is a section with a checked checkbox and the text "I AGREE to abide by all of the above.".

Underneath this is a text input field labeled "Enter OTP sent to registered Mobile Number *". Below the input field is a button labeled "Resend OTP in 2s". At the bottom are three buttons: "Edit Application", "Preview Application", and "Submit Application".

19. After submission of Application, the following screen will appear

The screenshot shows a web interface with two buttons: "Download Application" and "Application Home".

20. Click on **Download Application** button. Filled in Online Application Form will be downloaded as a PDF file. Take the printout of the Filled in Online Application Form. Preserve this Filled in Online Application Form till the completion of Recruitment process.

- End of the Document -